

ViperTM ST

Durable Basic Spray Nozzle



Always on the front line of fire

Long-Lasting Basic Spray Nozzle ideal for Industrial Firefighting Use

Massive Protective Rubber Bumper and Polyamide Fiber Reinforced Spinning Teeth

Hard Coated Aluminum, Lightweight and Durable

Cost-Effective Nozzle available in Tip-Only, with Pistol-Grip, and with Shut-Off Valve



Tip-Only

Stand Alone Twist Shut Off Tip



Tip with Pistol Grip

Twist Shut Off Tip with Pistol Grip



Tip with Shut Off Valve

Twist Shut Off Tip with VIPER[®] Shut Off Valve

Settings:

Twist-type shut-off tip, straight stream, narrow fog and wide fog pattern settings. The FLUSH mode is used to ensure that any debris is flushed from the nozzle to avoid pattern disruptions or flow reductions.

Stream Pattern:


The nozzle stream is adjusted by rotating the bumper giving the firefighter the widest fog pattern (Full Fog – Protection) to the narrowest fog pattern (Narrow Fog and Straight Stream). The nozzle incorporates a polyamide/fiber glass spinning teeth for a quality fog pattern.

VIPER[®] Shut Off Valve Option:

The valve itself is low maintenance and operated through an OPEN/CLOSE handle.

Markings:

Markings are high-visibility reflective labels onto anodized aluminum that are easy to read.



Foam:

The VIPER[®] ST nozzle can be used as a foam nozzle with the addition of inline eductors and low expansion foam tubes.

Inlet Options:

The VIPER[®] ST nozzles are available with the following standard threads:

- NST/NH Female
- NPSH/IPT Female
- BSP Male/Female

The VIPER ST nozzles are available upon request with the following couplings: STORZ, BARCELONA UNE 23400, DSP/GUILLEMIN, UNI, NOR and GOST.

The swivel inlet with the pistol-grip or shut-off valve options allows the nozzle to rotate continuously while connected to the supply hose.

Along with the VIPER shutoff valve, the VIPER ST nozzle offers a great method of advancing hose lines by reattaching the tip at the end of the line, specially in the wildland / urban interface.

Lot Number:

The pistol-grip and shut-off valve options are marked with a lot number before leaving the factory. This number can be used for traceability purposes.


Service and Maintenance:


The VIPER[®] ST nozzle requires minimal maintenance during operation provided the unit is regularly flushed with clean water after being used with foam or contaminated water. Service kits are also available.



TIPSA reserves the right to modify any specification without prior notice to meet or exceed changing standards. Special construction characteristics can be produced upon special request. Contact your local dealer or TIPSA at: tipsaex@tipsa.com

1 ½" Viper [®] ST TIP-ONLY	Nozzle Model	Length		Weight		Swivel Inlet	Nozzle flow		Effective Reach		Attachable Foam Tube
		cm	inch	kg	lbs	inch	lpm (at 6 bar)	gpm (at 100 psi)	m (at 6 Bar)	ft (at 100 psi)	
	ST 2510 V	13	5.12	0.59	1.30	1 ½" Female	360	95	33	112	CEP ST 2510/5016
	ST 5016 V	13	5.12	0.59	1.30	1 ½" Female	475	125	37	126	

1 ½" Viper [®] ST TIP with PISTOL GRIP	Nozzle Model	Length		Weight		Swivel Inlet	Nozzle flow		Effective Reach		Attachable Foam Tube
		cm	inch	kg	lbs	inch	lpm (at 6 bar)	gpm (at 100 psi)	m (at 6 Bar)	ft (at 100 psi)	
	ST 2510 P	29	11.42	1.36	3.00	1 ½" Female	360	95	33	112	CEP ST 2510/5016
	ST 5016 P	29	11.42	1.36	3.00	1 ½" Female	475	125	37	126	

1 ½" Viper [®] ST TIP with SHUT OFF VALVE	Nozzle Model	Length		Weight		Swivel Inlet	Nozzle flow		Effective Reach		Attachable Foam Tube
		cm	inch	kg	lbs	inch	lpm (at 6 bar)	gpm (at 100 psi)	m (at 6 Bar)	ft (at 100 psi)	
	ST 2510 PV	27	10.63	1.48	3.26	1 ½" Female	360	95	33	112	CEP ST 2510/5016
	ST 5016 PV	27	10.63	1.48	3.26	1 ½" Female	475	125	37	126	

The effective reach measured in feet is at 100 PSI, while the effective reach measured in meters is at 6 Bar (85 PSI).
100% Tested - Excellent performance in extreme environments.