

# OROFLEX™ 20

Premium Quality Extruded Rubber Lay Flat Hose






Specially Designed as a Drag Hose and Main Feeding Line

Ease of Transportation and Handling

High Abrasion Resistance Suitable for Slurry, Mining, Fracking and Dewatering Purposes

OROFLEX Series  
The Market Leader in Rubber Lay Flat Hose

## Color:

-  The standard colors are yellow for diameters up to 5" and black for larger sizes. 6" & 8" are typically available also in green. Other colors are available upon request.
- 
- 



## Applications:

Designed for heavy duty and agricultural discharge applications including dewatering, water transfer, slurry and manure spreading, irrigation, water and hydrocarbons bypass operations, compressed air applications up to 3" ID, high pressure liquid pumping, bulk powder discharge (excluding cement) and flotation booms.

## Construction:

Made from circularly woven 100% high tenacity synthetic yarn, completely protected and locked-in by a tough, highly resistant synthetic nitrile rubber & PVC blend, extruded through the weave and forming a single homogenous construction without the use of glues or adhesives.

## Lining Properties:

- Ultimate Tensile Strength of the lining: Minimum guaranteed value of 1,500 psi (10,500 kPa).
- Ultimate Elongation: 400% minimum.
- Accelerated Aging Test:  
The tensile strength and ultimate elongation of the vulcanized rubber compound have been tested with oxygen at a pressure of 300 psi +/- 10 psi (2100 kPa +/- 70 kPa), and a temperature of 70 degrees Celsius +/- 1 degree (158°F +/- 18°F) for a period of 96 hours, after which the properties of the rubber are at least 60% of the original values.

## Abrasion Resistance:

The OROFLEX 20 hose will extend the lifetime of your application when under extreme conditions, where abrasion is the main concern. Abrasion resistance > 2000 cycles.

## Service Temperature Range:

-4°F (-20°C) to 176°F (80°C). Special versions for higher and lower temperatures available upon request.

## Ozone Resistance:

No visible signs of cracking appear on the lining or cover when tested in accordance with ASTM D518 Procedure B, 100pphm/104°F (40°C).

## Chemical Resistance:

Exposure to seawater and contamination by most chemical substances, hydrocarbons, oils, and greases has no effect on the short or long term performance of the hose. A chemical resistance chart is available and TIPSA will supply specific chemical resistance data when requested by the purchaser for unique applications.

## Lengths:

Standard 50ft (15m), 66ft (20m), 100ft (30m), 200ft (60m), 330ft (100m). Special lengths up to 660ft (200m).

## Couplings:

As requested by purchaser; Camlock, Bauer, Perrot, Victaulic, Storz, etc.

# OROFLEX<sup>TM</sup> 20

Premium Quality Extruded Rubber Lay Flat Hose



## Physical Properties:

Part Number	Nominal Inner Diameter		Wall Thickness		Working Pressure		Burst Pressure		Tensile Strength		Nominal Weight		Bend Radius at WP	
	mm	inch	mm	inch	bar	psi	bar	psi	kg	lb	kg/m	lb/ft	m	ft
F550680A	20	¾	2.0	0.08	33	480	100	1,450	1,500	3,300	0.20	0.13	0.65	2.13
F552110A	26	1	2.0	0.08	38	550	115	1,660	1,875	4,150	0.25	0.17	0.90	2.95
F552302A	38	1 ½	2.8	0.11	21	305	63	910	3,000	6,600	0.45	0.30	1.10	3.61
F552663A	45	1 ¾	3.0	0.12	21	305	63	910	3,500	7,700	0.55	0.37	1.28	4.20
F552120A	52	2	3.0	0.12	21	305	63	910	3,750	8,250	0.64	0.43	1.30	4.27
F559287A	65	2 ½	3.0	0.12	21	300	52	750	6,000	13,200	0.70	0.47	1.35	4.43
F550760A	76	3	3.0	0.12	18	260	45	650	8,500	18,750	0.90	0.61	1.45	4.76
F552278A	102	4	3.1	0.12	21	300	52	750	13,000	28,650	1.25	0.84	1.80	5.91
F550208A	105	4	3.1	0.12	21	300	52	750	13,000	28,650	1.25	0.84	1.80	5.91
F550209A	115	4 ½	3.1	0.12	17	245	42	605	13,000	28,650	1.49	1.00	1.80	5.91
F551021A	127	5	3.2	0.13	17	245	42	605	15,500	34,150	1.70	1.14	1.90	6.23
F550206A	129	5	3.2	0.13	17	245	42	605	15,500	34,150	1.70	1.14	1.90	6.23
F559247A	152	6	4.0	0.16	20	290	50	725	23,400	51,600	2.50	1.68	2.00	6.56
F552365A	154	6	4.0	0.16	20	290	50	725	23,400	51,600	2.50	1.68	2.00	6.56
F559250A	178	7	4.0	0.16	16	230	40	580	30,000	66,150	2.80	1.88	2.20	7.22
F552360A	203	8	4.1	0.16	14	200	35	500	35,000	77,150	3.30	2.22	2.50	8.20
F551833A	254	10	3.9	0.15	14	200	35	500	50,000	110,250	3.95	2.70	3.00	9.84
F551950A	256	10	3.9	0.15	14	200	33	480	50,000	110,250	3.95	2.70	3.00	9.84
F552352A	305	12	4.1	0.16	11	155	26	375	46,000	101,400	5.10	3.43	3.30	10.83

The actual diameter of these hoses may differ slightly from the nominal diameter specified in this chart to make sure that they can be properly assembled with the couplings. For diameter tolerance questions please contact your distributor or directly to TIPSA.

**tipsa:** reserves the right to modify any specification without prior notice to meet or exceed changing standards. Customers are advised that special diameters or construction characteristics can be produced upon special request. Contact your local dealer or TIPSA at: [tipsaex@tipsa.com](mailto:tipsaex@tipsa.com)

