


*Featuring the Innovative Rylstatic® System
The Latest Patented Technology from Tipsa*



Innovative Fog Technology

Viper™ ***Attack***

Premium Quality Light Weight Selectable Gallonage Nozzle

Always on the front line of fire



Versatile Low Weight Selectable Flow Nozzles

Superior Quality Valve With Dual Seat & Dual Driven Shaft

Patented Rylstatic System for an Exceptional Fog Pattern - Maintenance Free

Designed & Built to Meet NFPA 1964 & UNE EN 15182-2 Type 3 Requirements



Flow Settings:

The flow rate can be set through an easy grip ring featuring preset positions. The flow ring has a raised lug to identify the maximum flow setting in low visibility conditions. The FLUSH mode is used to ensure that any debris is flushed from the nozzle to avoid pattern disruptions or flow reductions.

Stream Pattern:

The nozzle stream is adjusted by rotating the bumper giving the firefighter the widest fog pattern (Full Fog – Protection) to the narrowest fog pattern (Narrow Fog and Straight Stream). The bumper has a raised lug to identify the Narrow Fog in low visibility conditions. The VIPER ATTACK series comes standard with the innovative patented fog pattern called RYLSTATIC®. RYLSTATIC® is a system that gives you a uniform water fog with smaller water droplets and less friction loss than other traditional systems. VIPER ATTACK nozzles have been designed to offer a broader fog shield of protection to the firefighters.

Shut Off Valve:


The valve has a dual seat and dual driven shaft to offer better performance against water hammer and to enhance its durability. The valve itself is low maintenance with a stainless steel ball valve operated through an OPEN/CLOSE handle. The operation is smooth and constant allowing firefighters to open and close the valve easily.

Stainless Steel Inlet Screen:

A stainless steel screen is mounted within the inlet to prevent materials from entering the nozzle, which reduces the risk of damage or failure during operation.

Ring Markings:

Markings on the flow selector ring and the pattern ring are laser engraved onto anodized aluminum that are easy to read and will not fade.



ViperTM Attack

Premium Quality Light Weight Selectable Gallonage Nozzle



Lot Number:

Every nozzle is marked with a lot number before leaving the factory. This number can be used for traceability purposes.

Inlet Options:

The VIPER ATTACK[®] selectable flow nozzles are available with the following standard threads:

- NST/NH Female
- NPSH/IPT Female
- BSP Female

The VIPER ATTACK nozzles are available upon request with the following couplings: STORZ, BARCELONA UNE 23400, DSP/GUILLEMIN, UNI, NOR and GOST.

The swivel inlet allows the nozzle to rotate continuously while connected to the supply hose.

Foam:

The VIPER ATTACK[®] nozzle can be used as an aspirating foam nozzle with the addition of the optional foam tube. The nozzle works well with pre-mixed solutions or with inline eductors.

Approvals and Standards :

The VIPER ATTACK[®] nozzle complies with NFPA 1964 and is manufactured in an ISO9001 accredited facility. EN15182-1 & EN15182-4 type 3. Self-certificate available by request.

Service and Maintenance:

The VIPER ATTACK[®] nozzle requires minimal maintenance during operation provided the unit is regularly flushed with clean water after being used with foam or contaminated water. Service kits are also available.




Reserves the right to modify any specification without prior notice to meet or exceed changing standards. Special construction characteristics can be produced upon special request. Contact your local dealer or TIPSA at: tipsaex@tipsa.com



The innovative RYLSTATIC[®] System is a patented technology



1" <i>Viper</i> ™ Attack *	Nozzle Model	Length		Weight		Swivel Inlet	Nozzle Flow		Effective Reach		Attach. Foam Tube
		cm	inch	kg	lbs	inch	lpm	gpm	m	ft	
	VA 550	20	7.87	1.37	3.02	1"	25	5	16	52	CEP VA 1"
							50	15	20	66	
							125	30	24	79	
							175	50	26	85	
	VA 1560	20	7.87	1.37	3.02	1"	50	15	20	66	
							100	30	23	75	
							160	45	25	82	
							200	60	27	89	

1 1/2" <i>Viper</i> ® Attack	Nozzle Model	Length		Weight		Swivel Inlet	Nozzle flow		Effective Reach		Attach. Foam Tube
		cm	inch	kg	lbs	inch	lpm	gpm	m	ft	
	VA 3012	23.8	9.37	1.95	4.29	1 ½"	115	30	23	79	CEP VA 1 1/2"
							230	60	27	92	
							360	95	33	115	
							465	125	37	128	

*Perfect performance even at 580 psi (40 bar)

The Effective Reach measured in feet is at 100 PSI, while the effective reach measured in meters is at 6 Bar (85 PSI).
The RYLSTATIC[®] System is a low maintenance system.